



Way of Life!



Way of Life!



ALL-NEW SUZUKI ACCESS 125 Kam peeta hai


NOW WITH **BS 6**

Special Edition with Alloy Disc and Alloy Drum



QMV - Metallic Matte Bordeaux Red QTZ - Metallic Dark Greenish Blue YKV - Metallic Matte Black YPA - Pearl Mirage White

Standard Alloy Drum/Disc and Steel Drum



YBA - Pearl Suzuki Deep Blue No. 2 SAB - Metallic Matte Platinum Silver No. 2 YPA - Pearl Mirage White YVB - Glass Sparkle Black PGZ - Metallic Matte Fibroin Gray

Standard Alloy Disc

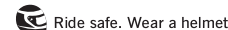
Engine	
Type	4-Stroke, 1-Cylinder, Air-cooled
Valve System	SOHC, 2-Valve
Displacement	124 cm ³
Bore x Stroke (mm)	52,5 x 57,4 mm
Engine Output	8.7ps @ 6750 rpm
Torque	10Nm @ 5500 rpm
Fuel System	Fuel Injection
Starter System	Kick & Electric
Transmission Type	CVT

Dimensions and Weight	
Overall Length	1,870 mm
Overall Width	690 mm
Overall Height	1,160 mm
Wheelbase	1,265 mm
Ground Clearance	160 mm
Seat Height	773 mm
Kerb Mass	103 kg (Alloy Disc and Alloy Drum) 104 kg (Steel Drum)
Wheels	Steel/Cast
Fuel Tank	5 L

Suspension	
Front	Telescopic
Rear	Swing arm
Tyre Size	
Front	90/90 -12 - Tubeless
Rear	90/100 - 10 - Tubeless
Brake	
Front	Drum/Disc
Rear	Drum
Electrical	
Battery	Maintenance-free 12V, 3Ah
Headlight	LED

Visit us at: www.suzukimotorcycle.co.in [f/suzuki2wheelers](#) [YouTube /suzuki2wheelers](#) [/suzuki2wheelers](#) [/suzuki2wheelers](#)

Regd. Office, Sales & Marketing Office: 2nd Floor, Plot No. 1, Nelson Mandela Road, Vasant Kunj, New Delhi -110 070. Fax: 011-4607 5418.



Specifications, appearances, equipments, colours, materials and other items of the Suzuki products shown in this leaflet are subject to change by manufacturers at any time without notice and they may vary depending upon local conditions and requirements. Please visit your local dealer for details of any changes. Actual body colour may differ from the colours in this leaflet. *Accessories are not a part of standard equipment. Prices may vary as per region. | Prices of the vehicles are available on our website.



Please scan this QR code to visit our website.



5 YEAR WARRANTY | ##Including 3 Years optional warranty. *Extended warranty is offered by third party.



ALL-NEW SUZUKI ACCESS 125 Kam peeta hai

NOW WITH **BS 6**



Powered by **SEP** SUZUKI ECO PERFORMANCE
Ultra light and robust 125cc engine

WITH **COMBINED BRAKE**

Here is the all-new Access 125, India's most loved 125cc scooter. Compliant with BS6 emission norms, this is your ride into the future. Excited yet?



ALL-NEW PREMIUM CHROME EXTERNAL FUEL INLET

Enjoy easy refuelling without opening the seat or even while sitting on it. This fuel lid requires a key to open and operate, which also makes it more secure.



ALL-NEW FUEL INJECTION TECHNOLOGY

The advanced Fuel Injection technology delivers optimum combustion efficiency in different riding conditions. It provides smooth power delivery to make your everyday ride even more exciting, and enables easy start, even in cold conditions.



Access 125 Special Edition, Alloy (Disc)



ALL-NEW ECO ASSIST ILLUMINATION

The illumination around the speedo turns green to indicate fuel-efficient riding. This encourages optimum throttle usage to set you on an eco-drive. Available in all models except the steel drum brake version.



ALL-NEW LED HEADLAMP

The super bright LED headlamp enhances the visibility at night with its bright and wide radiated spread of light while the chrome surrounding provides a premium touch.



SEP

SEP (Suzuki Eco Performance) is a new development concept proposed by Suzuki. At Suzuki, we pay great attention to riding performance, and 'SEP' stands for our next generation engine that offers both low fuel consumption and superior acceleration.



COMBINED BRAKE

Combined Brake System (CBS) enables riders to operate both brakes only by using the left brake lever. CBS is a supplemental brake system, do operate both left and right brake levers while riding.




Access 125 Steel (Drum)

Access 125 Alloy (Drum)

Access 125 Alloy (Disc)

Access 125 Special Edition Alloy (Drum)

FEATURES



GENUINE ACCESSORIES



*Available in Access 125 Special Edition as standard fitment.