



e-ACCESS

Spot ON!
The new e-scooter standard

SUPERIOR RIDE WITH LONG YEARS OF BATTERY LIFE



COLOUR VARIANTS



*Scan this QR code to download Suzuki Ride Connect Android™ App



*Scan this QR code to download Suzuki Ride Connect iOS App



UNIQUE APP FEATURES

- Big & Bold TBT Navigation Icons
- Short Distance Indicator Bar
- Last Parked Location

Dimensions	
Overall length	1,860 mm
Overall width	715 mm
Overall height	1,135 mm
Wheelbase	1,305 mm
Ground clearance	160 mm
Seat height	765 mm
Curb mass	122 kg

Chassis	
Frame type	Underbone
Rake trail	27.4° / 92 mm
Front suspension	Telescopic, coil spring, oil damped
Rear suspension	Swingarm type, coil spring, oil damped
Front brake	Disc
Rear brake	Drum
Front tire size	90/90-12 54J, tubeless
Rear tire size	100/80-12 56J, tubeless

Battery Specification	
Battery voltage	51.2 V
Battery capacity	60 Ah
Battery capacity	3.07 kWh
Fixing type	Fixed
Charger type	Off-board type. Single-phase AC200-240V 50/60Hz.
EV battery type	Lithium iron Phosphate (LFP)

Motor Specification	
Maximum power	4.1 kW
Maximum torque	15 Nm
Range (As per AIS 040)	95 km
Energy consumption (As per AIS 039)	39 Wh/km

Charging Specification	
Charging time (0-100%) *fast charger	2 hrs 12 Mins
Charging time (0-80%) *fast charger	1 hrs 12 Mins
Charging time (0-100%) *portable charger	6 hrs 20 Mins (Ambient Temp. 25°)
Charging time (0-80%) *portable charger	4 hrs 30 Mins (Ambient Temp. 25°)

Regd. Office, Sales & Marketing Office:
Suzuki Motorcycle India Pvt Ltd, Unit No - 901 to 906 9th Floor,
Tower-D, Global Business Park, Guru Dronacharya, Gurugram, Haryana, 122002
(Toll-Free): 1800-121-7996 (Mon-Sat from 9:00 am to 6:00 pm).
[f/suzuki2wheelers](#) [YouTube /suzuki2wheelers](#) [X /suzuki2wheelers](#) [/suzuki2wheelers](#)
 Ride safe. Wear a helmet.

We reserve the right to make changes at any point of time, without prior notice in design, colour, specifications and features of product. All items/ products shown above are indicative only and may vary in actual. Colours shown may vary from actual body colour of the product due to printing. Accessories shown in the pictures are not a part of the standard product. For the latest authentic information, kindly contact your nearest Authorized Dealer. *Suzuki Ride Connect Application is available for Android™ OS Version 6 onwards and for iOS version 12.0 onwards. Android is a trademark of Google LLC. IOS is a trademark or registered trademark of Cisco in the U.S. and other countries and is used under license. **Missed Call Alert is available in Android™ OS only. The Bluetooth® word mark and logos are registered trademarks owned by Bluetooth SIG, Inc. and any use of such marks by Suzuki is under license. *For more information visit www.suzukimotorcycle.in.



##Including 4 Years optional warranty.
**Extended warranty is offered by third party.



LONG YEARS OF LFP BATTERY LIFE



*MAINTENANCE-FREE BELT DRIVE



TIP-OVER SENSOR



KEY-LESS

Based on Suzuki's Internal Testing.

Spot ON!

RELIABILITY

Safe and Reliable Electric Drivetrain


Powered by



HIGH QUALITY + SUPERIOR DRIVABILITY

High Quality: This includes the stringent testing procedures applied, LFP battery management technology developed, and a new maintenance-free drivetrain.

Superior drivability : This includes the smooth feeling of throttle action, 3-Drive modes by SDMS-e, regenerative brake system for a comfortable ride, and superior agility



MAINTENANCE-FREE BELT DRIVE
(7 YEARS OR 70,000 KMS)

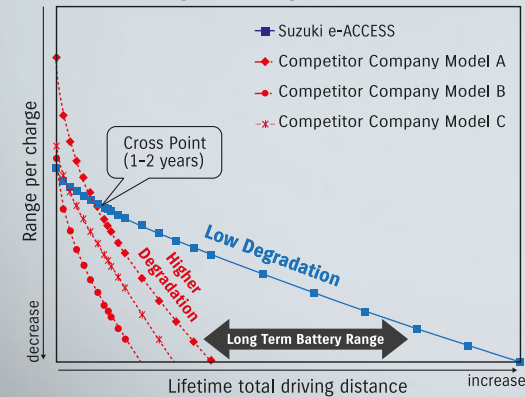
RELIABLE AND SAFE
LITHIUM IRON PHOSPHATE (LFP) BATTERY

Based on Suzuki's Internal Testing.

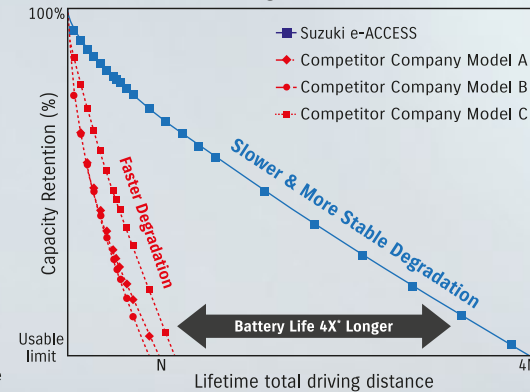
Benefits of LFP Battery

4X MORE BATTERY LIFE THAN NMC

Long Term Range Consistency



Long Battery Life



Spot ON!


RELIABILITY

OUTSTANDING DURABILITY & SAFETY


Rigorously testing under extreme conditions same as Hayabusa



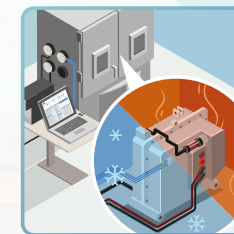
RIGOROUS BATTERY LIFE TESTING



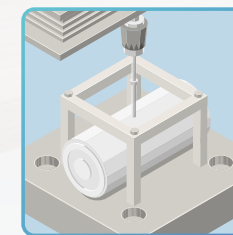
MOTOR BENCH



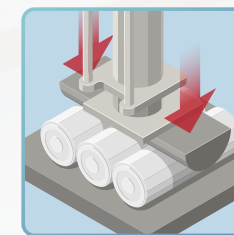
BATTERY SUBMERSION



BATTERY TEMPERATURE



BATTERY PUNCTURE




BATTERY CRUSH

METICULOUS VEHICLE TESTING



PARTIAL SUBMERSION



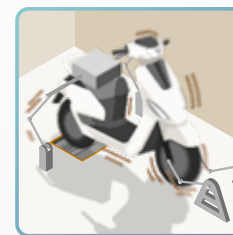
HOT TEMPERATURE



COLD TEMPERATURE



DROP



VIBRATION

Spot ON!

PRACTICALITY

Designed for Everyday Ease



KEY LESS AND ANSWER BACK FUNCTION



AUTO READY CANCEL IN IDLE STAGE FOR 5 MINS



MULTI-FUNCTION MAIN SWITCH

USB OUTLET & FRONT POCKET

PORTABLE CHARGER




UNDER SEAT STORAGE

DUAL UTILITY HOOK

CHARGING INLET LID LOCK

SEAT LOCK



REAR BRAKE LOCK

AUTO POWER OFF & TIP-OVER SENSOR

SIDE STAND INTERLOCK SYSTEM

CENTER STAND

GENUINE ACCESSORIES*



SEAT COVER BLACK



SEAT COVER RED



SEAT COVER SILVER



FLOOR MAT



FOOT REST



VISOR SET

*Accessories shown are optional and not part of the standard product.

Spot ON!

STYLING

High Quality & Good Finish



DRIVE BELT COVER FOR BELT PROTECTION



LED REAR COMBINATION LIGHT



VERTICAL LED DRL & SIGNATURE LIGHT



DISTINCTIVE RAISED EMBLEM



QUALITY 2 TONE EFFECT ALLOY WHEEL

COMFORTABLE SEAT

GRABRAIL

PILLION RIDER FOOTRESTS

